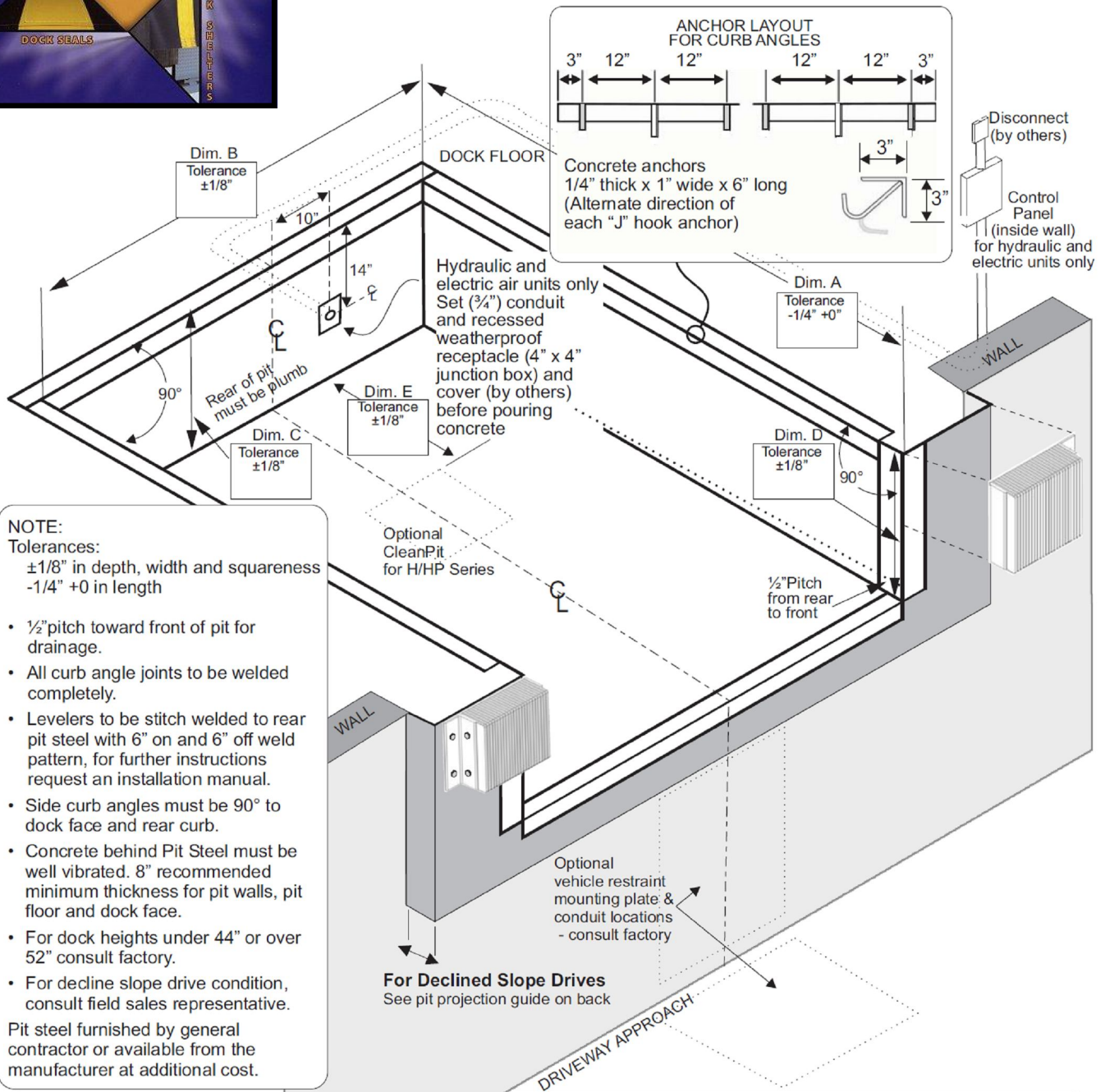


DOCK LEVELER PIT DETAILS MECHANICAL & HYDRAULIC



Customer: _____	Certified For Construction:
Job: _____	By: _____
Location: _____	Date: _____
Qty: _____	Company: _____
Model/Size: _____	City & State: _____
Capacity: _____	Voltage/Phase: _____
Represented By: _____	Drawing #: _____
Sales Representative: _____	

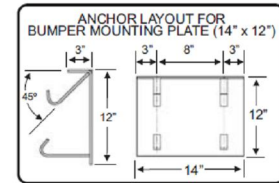
Pit dimensional tolerances are $\pm 1/8"$ in depth, width and squareness, $-1/4" +0$ in length.

	Contractors Bill Of Material					Nominal Pit Dimensions				
	Curb Angles 1/4" x 3" x 3"				Mounting Plates 1/4" Thick *CleanPit Embed (Qty 1)	Dim. "A" Length	Dim. "B" Width	Dim. "C" Depth (rear)	Dim. "D" Depth (front)	Dim. "E" Clean Pit (H Series)
	Front (Qty 1)	Rear (Qty 1)	Side (Qty 2)	Face (Qty 2)						
6' x 6'	74"	80"	60"	20"	16" x 16"	63"	74"	19 1/2"	20"	20"
6.5' x 6'	80"	86"	60"	20"	16" x 16"	63"	80"	19 1/2"	20"	20"
7' x 6'	85"	91"	60"	20"	16" x 16"	63"	85"	19 1/2"	20"	20"
6' x 8'	74"	80"	84"	20"	16" x 16"	87"	74"	19 1/2"	20"	30"
6.5' x 8'	80"	86"	84"	20"	16" x 16"	87"	80"	19 1/2"	20"	30"
7' x 8'	85"	91"	84"	20"	16" x 16"	87"	85"	19 1/2"	20"	30"
6' x 10'	74"	80"	108"	24"	16" x 16"	111"	74"	23 1/2"	24"	48"
6.5' x 10'	80"	86"	108"	24"	16" x 16"	111"	80"	23 1/2"	24"	48"
7' x 10'	85"	91"	108"	24"	16" x 16"	111"	85"	23 1/2"	24"	48"
6' x 12'	74"	80"	132"	24"	16" x 16"	135"	74"	23 1/2"	24"	Consult Manufacturer
6.5' x 12'	80"	86"	132"	24"	16" x 16"	135"	80"	23 1/2"	24"	
7' x 12'	85"	91"	132"	24"	16" x 16"	135"	85"	23 1/2"	24"	

*Weldment is required ONLY for clean pit style leveler.

Optional Bumper Plates - in lieu of above

- 3" x 14" wide x 12" high (Qty 2)
- 3" x 11" wide x 20" high (Qty 2)
- 3" x 11" wide x 24" high (Qty 2)
- Other Bumper Embed _____ (Qty 2)



Example

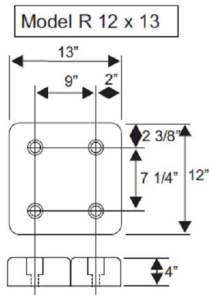
Pit Projection Guide for Decline Slope Driveways

Percentage Of Grade = $\frac{\text{Rise of Driveway}}{\text{Driveway Length}}$

% of Driveway Grade	0%	1%	2%	3%	4%	5%	6%	7%	8%	9%	10%
Pit Projection *Excludes Bumper Projection	0"	3"	4"	5"	6"	7"	8"	9"	10"	11"	12"

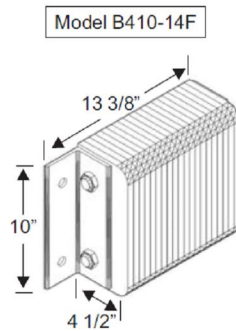
NOTE: Projection of pit may require modifications to seals and shelters. Coordinate with supplier if required.

Bumper Layout

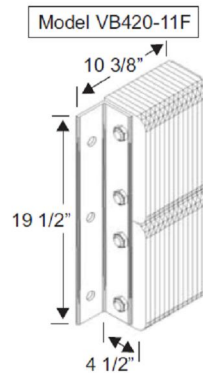


Bumper Consideration

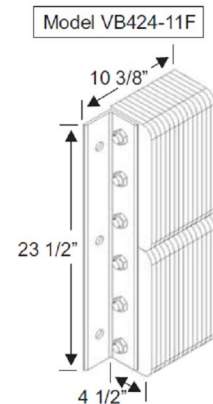
- 2 Model R 12 x 13 Molded bumpers
Standard on H Autodok Levelers (Less than 75k), HP Series, MP Series and MA Series



- 2 Model B410-14F Laminated bumpers
- Optional - 6" Projection Standard on H Series 75K and 100K Levelers
- Optional - Steel face



- 2 Model VB420-11F Laminated bumpers
- Optional - 6" Projection
- Optional - Steel face



- 2 Model VB424-11F laminated bumpers
- Optional - 6" Projection
- Optional - Steel face

Nova Technology assumes no liability for deviations beyond pit dimension tolerances above.
A continual product improvement policy is in place, and changes may occur without prior notice from Nova.